

Note: Prices are subject to revision and may change based on exchange policies and price increases. Prices may be subject to an additional administration fee.

APAC

| | | IRESS Exchange Code | Live Level 2 | Live Level 1 | Delayed Level 1 | End of Day | Reference | Corporate Actions |
|--------------------|--|---------------------|--------------|--------------|-----------------|------------|-----------|-------------------|
| AUSTRALASIA | | | | | | | | |
| Australia | Australia Securities Exchange - ASX Equities | ASX | ✓ | ✓ | ✓ 20 min | ✓ | ✓ | ✓ |
| | Options | AOM | ✓ | ✓ | ✓ | ✓ | ✓ | ✓ |
| | Warrants & ETFs | AXW | ✓ | ✓ | ✓ | ✓ | ✓ | ✓ |
| | Futures | AXF | ✓ | ✓ | ✓ | ✓ | ✓ | ✓ |
| | Price (Pro) | | AUD 95.00 | N/A | | | | |
| | Price (Non-Pro) | | AUD 20.00 | N/A | | | | |
| Australia | Australia Securities Exchange - ASX 24 (Derivative Securities) | SFE | ✓ | ✓ | ✓ 10 min | ✓ | ✓ | |
| | Price (Pro) | | AUD 95.00 | N/A | | | | |
| | Price (Non-Pro) | | AUD 20.00 | N/A | | | | |
| Australia | CHI-X Equities & Warrants | CXA | ✓ | ✓ | ✓ 20 min | ✓ | ✓ | ✓ |
| | Within Australia and New Zealand Price (Pro) | | AUD 30.00 | N/A | | | | |
| | Outside of Australia and New Zealand Price (Pro) | | USD 30.00 | N/A | | | | |
| | Within Australia and New Zealand Price (Non-Pro) | | AUD 10.00 | N/A | | | | |
| | Outside of Australia and New Zealand Price (Non-Pro) | | USD 10.00 | N/A | | | | |
| Australia | National Stock Exchange of Australia | NSX | ✓ | ✓ | ✓ | ✓ | ✓ | |
| Australia | National Stock Exchange of Australia (formerly Bendigo Stock Exchange) | BSX | ✓ | ✓ | ✓ | ✓ | ✓ | |
| Australia | Sydney Stock Exchange | SSX | ✓ | ✓ | ✓ | ✓ | ✓ | |
| Australia | SIM Venture Securities Exchange | SIMV | ✓ | ✓ | ✓ | ✓ | ✓ | |
| New Zealand | New Zealand Stock Exchange | NZT | ✓ | ✓ | ✓ 20 min | ✓ | ✓ | ✓ |
| | Price (Pro) | | NZD 82.50 | N/A | | | | |
| | Price (Non-Pro) | | NZD 27.00 | N/A | | | | |
| New Zealand | New Zealand Futures Exchange | NZFX | ✓ | ✓ | ✓ 20 min | ✓ | ✓ | |
| | Commodity Derivatives | | | NZD 30.00 | | | | |

| | | | | | | | | |
|---------------|---|-----|------------|------------|----------|---|---|---|
| AFRICA | | | | | | | | |
| South Africa | Johannesburg Stock Exchange (JSE) | JSE | ✓ | ✓ | ✓ 15 min | ✓ | ✓ | ✓ |
| | Price (Pro) | | ZAR 436.20 | ZAR 307.00 | | | | |
| | Non-SADC Country Price (Pro) | | USD 59.10 | USD 42.05 | | | | |
| | Price (Non-Pro) | | ZAR 113.50 | ZAR 80.50 | | | | |
| | Non-SADC Country Price (Non-Pro) | | USD 15.30 | USD 10.83 | | | | |
| South Africa | JSE Commodity Derivatives | APD | ✓ | ✓ | ✓ 15 min | ✓ | ✓ | |
| | Price (Pro) | | | ZAR 45.80 | | | | |
| | Non-SADC Country Price (Pro) | | | USD 6.15 | | | | |
| | Price (Non-Pro) | | | ZAR 0.00 | | | | |
| | Non-SADC Country Price (Non-Pro) | | | USD 0.00 | | | | |
| South Africa | JSE Equity Derivatives | EDM | ✓ | ✓ | ✓ 15 min | ✓ | ✓ | |
| | Price (Pro) | | ZAR 114.60 | ZAR 80.00 | | | | |
| | Non-SADC Country Price | | USD 14.70 | USD 10.50 | | | | |
| | Price (Non-Pro) | | ZAR 0.00 | ZAR 0.00 | | | | |
| | Non-SADC Country Price (Non-Pro) | | USD 0.00 | USD 0.00 | | | | |
| South Africa | JSE Currency Derivatives | IRD | ✓ | ✓ | ✓ 15 min | ✓ | ✓ | |
| | Price (Pro) | | ZAR 32.50 | ZAR 22.00 | | | | |
| | Non-SADC Country Price | | USD 4.20 | USD 3.15 | | | | |
| | Price (Non-Pro) | | ZAR 0.00 | ZAR 0.00 | | | | |
| | Non-SADC Country Price (Non-Pro) | | USD 0.00 | USD 0.00 | | | | |
| Botswana | Botswana Stock Exchange | BOT | | | | ✓ | ✓ | |
| Egypt | Egyptian Exchange | CAI | | | | ✓ | ✓ | |
| Ghana | Ghana Stock Exchange | GHA | | | | ✓ | ✓ | |
| Ivory Coast | Bourse Regionale des Valeurs Mobilieres (Regional Stock Exchange West Africa) | BRV | | | | ✓ | ✓ | |
| Kenya | Nairobi Securities Exchange | NAI | | | | ✓ | ✓ | |
| Malawi | Malawi Stock Exchange | MSW | | | | ✓ | ✓ | |
| Mozambique | Bolsa de Valores de Moçambique | MAP | | | | ✓ | ✓ | |
| Mauritius | Stock Exchange of Mauritius | MAU | | | | ✓ | ✓ | |
| Morocco | Casablanca Stock Exchange | CAS | | | | ✓ | ✓ | |
| Namibia | Namibian Stock Exchange | NAM | ✓ | ✓ | ✓ 15 min | ✓ | ✓ | |
| Nigeria | Nigerian Stock Exchange | NSA | | | | ✓ | ✓ | |
| Rwanda | Rwanda Stock Exchange | RWX | | | | ✓ | ✓ | |
| Tanzania | Dar es Salaam Stock Exchange | DAR | | | | ✓ | ✓ | |
| Uganda | Uganda Securities Exchange | UGA | | | | ✓ | ✓ | |
| Zambia | Lusaka Stock Exchange | LUS | | | | ✓ | ✓ | |
| Zimbabwe | Zimbabwe Stock Exchange | ZIM | | | | ✓ | ✓ | |

| | | | | | | | | |
|-------------|--|-----|-------------|-------------|----------|---|---|---|
| ASIA | | | | | | | | |
| Bahrain | Bahrain Stock Exchange | BAH | | | | ✓ | ✓ | |
| Bangladesh | Dhaka Stock Exchange | DHA | | | | ✓ | ✓ | |
| China | Shanghai Stock Exchange | SHG | | ✓ | ✓ 15 min | ✓ | ✓ | ✓ |
| | Price (Pro) | | | USD 24.00 | | | | |
| | Price (Non-Pro) | | | USD 10.00 | | | | |
| China | Shenzhen Stock Exchange | SHE | | | | ✓ | ✓ | ✓ |
| Duba | Dubai Financial Market | DFM | | | | ✓ | ✓ | |
| Duba | Nasdaq Dubai | DIF | | | | ✓ | ✓ | |
| Fiji | South Pacific Stock Exchange | SPS | ✓ | ✓ | ✓ | ✓ | ✓ | |
| Hong Kong | Hong Kong Exchange | HKE | | ✓ | ✓ | ✓ | ✓ | ✓ |
| | Price (Pro and Non-Pro) | | HKD 200.00 | HKD 120.00 | | | | |
| Hong Kong | Hong Kong Exchange Futures | HKF | | ✓ | ✓ | ✓ | ✓ | |
| | Price (Pro and Non-Pro) | | | HKD 25.00 | | | | |
| India | Bombay Stock Exchange | BSE | | ✓ | ✓ | ✓ | ✓ | |
| India | National Stock Exchange of India | NSE | | ✓ | ✓ | ✓ | ✓ | |
| Indonesia | Indonesia Stock Exchange | IDX | | ✓ | ✓ 10 min | ✓ | ✓ | ✓ |
| | Price (Pro and Non-Pro) | | | USD 10.00 | | | | |
| Israel | Tel Aviv Stock Exchange | TAE | | | | ✓ | ✓ | |
| Japan | Tokyo Stock Exchange | TKS | | ✓ | ✓ 20 min | ✓ | ✓ | ✓ |
| | Price (Pro) | | JPY 2500.00 | JPY 2300.00 | | | | |
| | Price (Non-Pro) | | JPY 150.00 | JPY 140.00 | | | | |
| Japan | Osaka Exchange | OSE | | | | ✓ | ✓ | |
| Jordan | Amman Stock Exchange | AMM | | | | ✓ | ✓ | |
| Kuwait | Kuwait Stock Exchange | KUW | | | | ✓ | ✓ | |
| Malaysia | Bursa Malaysia | KLS | ✓ | ✓ | ✓ | ✓ | ✓ | ✓ |
| | Price (Pro) | | USD 26.00 | USD 18.00 | | | | |
| | Price (Non-Pro) | | USD 1.30 | USD 0.50 | | | | |
| Oman | Muscat Securities Market | MUS | | | | ✓ | ✓ | |
| Pakistan | Pakistan Stock Exchange (Kia Karachi Stock Exchange) | KAR | | | | ✓ | ✓ | |

| Live Level 2 (Category) | Live Level 1 (Category) | Delayed Level 1 (Category) | End of Day (Category) | Abbreviation Code |
|-------------------------|-------------------------|----------------------------|-----------------------|-------------------|
|-------------------------|-------------------------|----------------------------|-----------------------|-------------------|

| | | | | |
|----------|-----|----------|------|-----|
| Price-AA | N/A | Price-AA | Base | ASX |
| Price-AA | N/A | Price-AA | Base | ASX |
| Price-AA | N/A | Price-AA | Base | ASX |
| Price-AA | N/A | Price-AA | Base | ASX |

| | | | | |
|----------|-----|----------|------|-----|
| Price-AA | N/A | Price-AA | Base | SFE |
|----------|-----|----------|------|-----|

| | | | | |
|----------|-----|----------|------|-----|
| Price-AA | N/A | Price-AA | Base | CXA |
|----------|-----|----------|------|-----|

| | | | | |
|----------|----------|----------|------|-----|
| Base | N/A | N/A | N/A | NSX |
| N/A | N/A | N/A | N/A | N/A |
| Price-AA | Price-AA | N/A | N/A | SSX |
| N/A | N/A | N/A | N/A | N/A |
| Price-AA | N/A | Price-AA | Base | NZT |

| | | | | |
|-----|----------|-----|------|------|
| N/A | Price-AA | N/A | Base | NZFX |
|-----|----------|-----|------|------|

| | | | | |
|-----|-----|----------|------|-----|
| N/A | N/A | Price-AF | Base | JSE |
|-----|-----|----------|------|-----|

| | | | | |
|-----|-----|-----|-----|-----|
| N/A | N/A | N/A | N/A | N/A |
|-----|-----|-----|-----|-----|

| | | | | |
|-----|-----|-----|-----|-----|
| N/A | N/A | N/A | N/A | N/A |
|-----|-----|-----|-----|-----|

| | | | | |
|-----|-----|-----|-----|-----|
| N/A | N/A | N/A | N/A | N/A |
|-----|-----|-----|-----|-----|

| | | | | |
|-----|-----|-----|------|-----|
| N/A | N/A | N/A | N/A | N/A |
| N/A | N/A | N/A | N/A | N/A |
| N/A | N/A | N/A | Base | GHA |
| N/A | N/A | N/A | Base | BRV |
| N/A | N/A | N/A | N/A | N/A |
| N/A | N/A | N/A | Base | MSW |
| N/A | N/A | N/A | Base | MAP |
| N/A | N/A | N/A | N/A | N/A |
| N/A | N/A | N/A | Base | CAS |

| | | | | |
|-----|-----|-----|------|-----|
| N/A | N/A | N/A | N/A | N/A |
| N/A | N/A | N/A | N/A | N/A |
| N/A | N/A | N/A | Base | RWX |
| N/A | N/A | N/A | N/A | N/A |
| N/A | N/A | N/A | Base | UGA |
| N/A | N/A | N/A | N/A | N/A |
| N/A | N/A | N/A | N/A | N/A |

| | | | | |
|-----|----------|----------|------|-----|
| N/A | N/A | N/A | Base | BAH |
| N/A | N/A | N/A | Base | DHA |
| N/A | Price-AS | Price-AS | Base | SHG |

| | | | | |
|----------|----------|----------|------|-----|
| N/A | N/A | N/A | Base | SHE |
| N/A | N/A | N/A | Base | DFM |
| N/A | N/A | N/A | Base | DIF |
| Base | N/A | N/A | N/A | SPS |
| Price-AS | Price-AS | Price-AS | Base | HKE |

| | | | | |
|-----|----------|----------|------|-----|
| N/A | Price-AS | Price-IM | Base | HKF |
|-----|----------|----------|------|-----|

| | | | | |
|-----|----------|----------|------|-----|
| N/A | N/A | Price-IM | Base | BSE |
| N/A | N/A | Price-IM | Base | NSE |
| N/A | Price-AS | Price-AS | Base | IDX |

| | | | | |
|-----|-----|----------|------|-----|
| N/A | N/A | Price-IM | Base | TAE |
|-----|-----|----------|------|-----|

| | | | | |
|----------|----------|----------|------|-----|
| Price-AS | Price-AS | Price-AS | Base | TKS |
|----------|----------|----------|------|-----|

| | | | | |
|----------|----------|----------|------|-----|
| N/A | N/A | N/A | Base | OSE |
| N/A | N/A | N/A | Base | AMM |
| N/A | N/A | N/A | Base | KUW |
| Price-AS | Price-AS | Price-AS | Base | KLS |

| | | | | |
|-----|-----|-----|------|-----|
| N/A | N/A | N/A | Base | MUS |
| N/A | N/A | N/A | Base | KAR |

Note: Prices are subject to revision and may change based on exchange policies and price increases. Prices may be subject to an additional administration fee.

APAC

| | | IRESS Exchange Code | Live Level 2 | Live Level 1 | Delayed Level 1 | End of Day | Reference | Corporate Actions |
|----------------------|-------------------------------|---------------------|-------------------------|--------------|-----------------|------------|-----------|-------------------|
| Philippines | Philippines Stock Exchange | PHS | ✓ | ✓ | 15 min | ✓ | ✓ | ✓ |
| | | | Price (Pro) | USD 8.00 | USD 5.00 | | | |
| | | | | | | | | |
| Qatar | Qatar Stock Exchange | DSM | | | | ✓ | ✓ | |
| | | | Price (Non-Pro) | USD 1.50 | USD 1.00 | | | |
| Singapore | Singapore Exchange Ltd | SGX | ✓ | ✓ | 10 min | ✓ | ✓ | ✓ |
| | | | Price (Pro and Non-Pro) | SGD 60.00 | SGD 10.00 | | | |
| Singapore | Singapore Exchange Futures | SMX | | | | ✓ | ✓ | |
| | | | Price (Pro and Non-Pro) | | SGD 65.00 | | | |
| South Korea | Korea Exchange Stock Market | KRX | ✓ | ✓ | 20 min | | ✓ | ✓ |
| | | | Price (Pro) | | USD 33.00 | | | |
| | | | | | | | | |
| | | | | | | | | |
| South Korea | Korea Exchange KOSDAQ | KOS | ✓ | ✓ | 20 min | | ✓ | ✓ |
| | | | Price (Non-Pro) | | USD 1.40 | | | |
| | | | | | | | | |
| | | | | | | | | |
| Sri Lanka | Colombo Stock Exchange | COL | | | | ✓ | ✓ | |
| | | | Price (Pro) | | USD 15.00 | | | |
| | | | | | | | | |
| Taiwan | Taiwan Stock Exchange | TAI | ✓ | ✓ | 20 min | ✓ | ✓ | ✓ |
| | | | Price (Pro and Non-Pro) | | USD 25.00 | | | |
| Taiwan | Taipei Exchange | ROCD | | | | ✓ | ✓ | |
| Thailand | Stock Exchange of Thailand | BKK | | ✓ | | ✓ | ✓ | ✓ |
| | | | Price (Pro) | THB 700.00 | THB 600.00 | | | |
| | | | | | | | | |
| | | | | | | | | |
| United Arab Emirates | Abu Dhabi Securities Exchange | ADS | | | | | ✓ | ✓ |
| | | | Price (Non-Pro) | | THB 20.00 | | | |
| Vietnam | HuChiMinh Stock Exchange | STC | | | | ✓ | ✓ | |
| Vietnam | Hanoi Stock Exchange | HSTC | | | | ✓ | ✓ | |

| BALTIC | | | | | | | | |
|--------------|--------------------------------|-----|-------------|--|--|---|---|--|
| Baltic Union | Nasdaq Baltic Exchange | TAL | | | | ✓ | ✓ | |
| | | | Price (Pro) | | | | | |
| Lithuania | Nasdaq Baltic - Nasdaq Vilnius | LIT | | | | ✓ | ✓ | |

| EUROPE | | | | | | | | | |
|----------------|--|-----|-------------------------------|------------|-----------|---|-----------|---|---|
| Austria | Vienna Stock Exchange | WBO | | | 15 min | ✓ | ✓ | ✓ | |
| Bulgaria | Bulgarian Stock Exchange | BUL | | | | ✓ | ✓ | | |
| Croatia | Zagreb Stock Exchange | ZAG | | | | ✓ | ✓ | | |
| Czech Republic | Prague Stock Exchange | PRA | | | | ✓ | ✓ | | |
| | | | Price (Pro) | | | | | | |
| Germany | Deutsche Börse Xetra Core | ETR | ✓ | ✓ | 15 min | ✓ | ✓ | ✓ | |
| | | | Price (Pro) | EUR 78.50 | EUR 64.90 | | | | |
| | | | | | | | | | |
| | | | | | | | | | |
| Germany | Deutsche Börse Eurex Core | ERX | | ✓ | ✓ | ✓ | ✓ | | |
| | | | Price (Pro) | EUR 52.50 | N/A | | | | |
| | | | | | | | | | |
| | | | | | | | | | |
| Europe | Cboe Europe Equities (previously Chi-X BATS) | CXU | ✓ | ✓ | 15 min | ✓ | ✓ | ✓ | |
| | | | Price (Pro) | GBP 58.00 | GBP 26.00 | | | | |
| | | | | | | | | | |
| | | | | | | | | | |
| Europe | Euronext - Brussels | BRU | ✓ | ✓ | 15 min | ✓ | ✓ | ✓ | |
| | | | Price (Pro) | | | | | | |
| | | | Paris | PAR | ✓ | ✓ | 15 min | ✓ | ✓ |
| | | | Lisbon | LIS | ✓ | ✓ | 15 min | ✓ | ✓ |
| | | | Amsterdam | AMS | ✓ | ✓ | 15 min | ✓ | ✓ |
| | | | Price (Pro) | EUR 98.20 | EUR 70.25 | | | | |
| | | | Price (Non-Pro) | EUR 1.73 | EUR 1.42 | | | | |
| Europe | Euronext Equity and Index Derivatives | LIF | ✓ | ✓ | 15 min | ✓ | ✓ | | |
| | | | Price (Pro) | EUR 35.35 | EUR 35.35 | | | | |
| | | | Price (Non-Pro) | EUR 35.15 | EUR 1.42 | | | | |
| Europe | Euronext Commodity Derivatives | LIC | ✓ | ✓ | 15 min | ✓ | ✓ | | |
| | | | Price (Pro) | EUR 15.50 | EUR 15.50 | | | | |
| | | | Price (Non-Pro) | EUR 15.50 | EUR 15.50 | | | | |
| Ireland | Euronext Dublin Equities | DUB | ✓ | ✓ | 15 min | ✓ | ✓ | ✓ | |
| | | | Price (Pro) | EUR 20.70 | EUR 20.70 | | | | |
| | | | Price (Non-Pro) | EUR 1.73 | EUR 1.42 | | | | |
| Ireland | Dublin Funds and Bonds | DFB | | | | ✓ | ✓ | | |
| | | | Price | | | | EUR 10.00 | | |
| Greece | Athens Stock Exchange | ATH | ✓ | ✓ | 15 min | ✓ | ✓ | ✓ | |
| | | | Price (Pro) | EUR 10.50 | EUR 7.00 | | | | |
| | | | Price (Non-Pro) | | EUR 1.00 | | | | |
| Hungary | Budapest Stock Exchange | BUD | | | | ✓ | ✓ | | |
| Europe | ICE Futures Europe Commodities | IFE | ✓ | ✓ | 10 min | ✓ | ✓ | | |
| | | | Price (Pro) | USD 125.00 | | | | | |
| Europe | ICE Futures Europe Financials (LFFE) | LFE | ✓ | ✓ | 10 min | ✓ | ✓ | | |
| | | | Price (Pro) | USD 110.00 | | | | | |
| Italy | Borsa Italiana (License through LSE) | MTA | | ✓ | 15 min | ✓ | ✓ | ✓ | |
| | | | Price (Pro) | EUR 47.90 | EUR 14.35 | | | | |
| | | | Price (Non-Pro) | EUR 1.20* | EUR 0.42* | | | | |
| | | | | | | | | | |
| | | | | | | | | | |
| | | | | | | | | | |
| Kazakhstan | Kazakhstan Stock Exchange | KAZ | | | | ✓ | ✓ | | |
| | | | Price (Member) | GBP 146.67 | GBP 38.83 | | | | |
| United Kingdom | London Stock Exchange UK Market Data | LSE | ✓ | ✓ | 15 min | ✓ | ✓ | ✓ | |
| | | | Price (Member) | GBP 85.00 | N/A | | | | |
| | | | Price (Contended Member) | GBP 172.56 | GBP 45.68 | | | | |
| | | | Price (Non-Member) | GBP 115.00 | N/A | | | | |
| | | | Price (Contended Non-Member) | GBP 6.00* | GBP 4.10 | | | | |
| | | | | | | | | | |
| | | | | | | | | | |
| | | | | | | | | | |
| United Kingdom | LSE International Market Data | LSI | ✓ | ✓ | 15 min | ✓ | ✓ | ✓ | |
| | | | Price (Member) | GBP 79.58 | GBP 21.33 | | | | |
| | | | Price (Contended Member) | GBP 93.62 | GBP 25.09 | | | | |
| | | | Price (Non-Member) | GBP 4.10* | GBP 2.05 | | | | |
| | | | | | | | | | |
| | | | | | | | | | |
| United Kingdom | Turquoise | TRQ | ✓ | ✓ | 15 min | ✓ | ✓ | ✓ | |
| | | | Price (Private Investor Only) | GBP 6.00* | GBP 4.10 | | | | |

| Live Level 2 (Category) | Live Level 1 (Category) | Delayed Level 1 (Category) | End of Day (Category) | Abbreviation Code |
|-------------------------|-------------------------|----------------------------|-----------------------|-------------------|
| Price-AS | Price-AS | Price-AS | Base | PHS |
| N/A | N/A | N/A | Base | DSM |
| Price-AS | Price-AS | Price-AS | Base | SGX |
| N/A | Price-AS | Price-IM | N/A | SMX |
| Price-AS | N/A | Price-AS | Base | KRX |
| Price-AS | N/A | Price-AS | Base | KOS |
| N/A | N/A | N/A | Base | COL |
| Price-AS | N/A | Price-IM | Base | TAI |
| N/A | N/A | N/A | Base | ROCD |
| Price-AS | Price-AS | Price-AS | Base | BKK |
| N/A | N/A | N/A | Base | ADS |
| N/A | N/A | Price-AS | Base | STC |
| N/A | N/A | N/A | Base | HSTC |

| | | | | |
|-----|-----|-----|------|-----|
| N/A | N/A | N/A | Base | TAL |
| N/A | N/A | N/A | Base | LIT |

| | | | | |
|----------|----------|----------|------|-----|
| N/A | N/A | Price-IM | Base | WBO |
| N/A | N/A | N/A | Base | BUL |
| N/A | N/A | N/A | Base | ZAG |
| N/A | N/A | N/A | Base | PRA |
| Price-EU | Price-EU | Price-EU | Base | ETR |

| | | | | |
|----------|----------|----------|------|-----|
| Price-EU | Price-EU | Price-EU | Base | ERX |
|----------|----------|----------|------|-----|

| | | | | |
|-----|----------|-----|-----|-----|
| N/A | Price-EU | N/A | N/A | CXU |
|-----|----------|-----|-----|-----|

| | | | | |
|----------|----------|----------|------|-----|
| Price-EU | Price-EU | Price-EU | Base | EUR |
| Price-EU | Price-EU | Price-EU | Base | EUR |
| Price-EU | Price-EU | Price-EU | Base | EUR |

| | | | | |
|----------|-----|----------|-----|-----|
| Price-EU | N/A | Price-EU | N/A | LIF |
|----------|-----|----------|-----|-----|

| | | | | |
|----------|-----|-----|-----|-----|
| Price-EU | N/A | N/A | N/A | LIC |
|----------|-----|-----|-----|-----|

| | | | | |
|----------|----------|----------|------|-----|
| Price-EU | Price-EU | Price-EU | Base | DUB |
|----------|----------|----------|------|-----|

| | | | | |
|-----|-----|-----|------|-----|
| N/A | N/A | N/A | Base | DFB |
|-----|-----|-----|------|-----|

| | | | | |
|----------|----------|----------|------|-----|
| Price-EU | Price-EU | Price-IM | Base | ATH |
|----------|----------|----------|------|-----|

| | | | | |
|-----|-----|-----|------|-----|
| N/A | N/A | N/A | Base | BUD |
|-----|-----|-----|------|-----|

| | | | | |
|-----|----------|-----|------|-----|
| N/A | Price-EU | N/A | Base | IFE |
|-----|----------|-----|------|-----|

| | | | | |
|----------|-----|----------|------|-----|
| Price-EU | N/A | Price-IM | Base | LFE |
|----------|-----|----------|------|-----|

| | | | | |
|----------|----------|----------|------|-----|
| Price-EU | Price-EU | Price-EU | Base | MTA |
|----------|----------|----------|------|-----|

| | | | | |
|-----|-----|-----|------|-----|
| N/A | N/A | N/A | Base | KAZ |
|-----|-----|-----|------|-----|

| | | | | |
|----------|----------|----------|------|-----|
| Price-EU | Price-EU | Price-EU | Base | LSE |
|----------|----------|----------|------|-----|

| | | | | |
|----------|-----|----------|------|-----|
| Price-EU | N/A | Price-EU | Base | LSI |
|----------|-----|----------|------|-----|

| | | | | |
|----------|----------|----------|----------|-----|
| Price-EU | Price-EU | Price-EU | Price-EU | TRQ |
|----------|----------|----------|----------|-----|

Note: Prices are subject to revision and may change based on exchange policies and price increases. Prices may be subject to an additional administration fee.





APAC

| | | IRESS Exchange Code | Live Level 2 | Live Level 1 | Delayed Level 1 | End of Day | Reference | Corporate Actions |
|----------------------|---|---------------------|--|--------------|---------------------------------------|------------|-----------|-------------------|
| | | | Price (Pro) | GBP 6.80 | GBP 3.40 | | | |
| | | | Price (Non-Pro) | GBP 0.00 | GBP 0.00 | | | |
| United Kingdom | LME London Metal Exchange | LME | | | 30 min | ✓ | ✓ | |
| | | | Price (Pro) | | USD 24.00 | | | |
| United Kingdom | NEX Exchange (New data onboarding 1 March 2019 - Available in UK only) | NEX | ✓ | ✓ | ✓ | ✓ | ✓ | ✓ |
| | | | Price (Pro) | GBP 25.00 | GBP 25.00 | | | |
| | | | Price (Non-Pro) | GBP 10.00 | GBP 5.00 | | | |
| Luxembourg | Luxembourg Stock Exchange | LUX | | | | ✓ | ✓ | ✓ |
| Poland | Warsaw Stock Exchange | WAR | | | | ✓ | ✓ | ✓ |
| Romania | Bucharest Stock Exchange | BVB | | | | ✓ | ✓ | ✓ |
| Russia | Russian Trading System Stock Exchange | RTS | | | | ✓ | ✓ | ✓ |
| Russia | Moscow Exchange | MOS | ✓ | ✓ | 15 min | ✓ | ✓ | ✓ |
| | | | Price (Pro) | USD 85.00 | | | | |
| | | | Price (Non-Pro) | USD 10.00 | | | | |
| Serbia | Belgrade Stock Exchange | BEL | | | | | ✓ | |
| Slovenia | Ljubljana Stock Exchange | LIU | | | | | ✓ | |
| Spain | Bolsas Y Mercados Espanoles (Spanish) | MAD | ✓ | ✓ | 15 min | ✓ | ✓ | ✓ |
| | | | Price (Pro) | EUR 59.00 | EUR 30.00 | | | |
| | | | Price (Non-Pro) | EUR 59.00 | EUR 3.50 | | | |
| Switzerland | SIX Swiss Exchange | SWX | ✓ | ✓ | 15 min | ✓ | ✓ | ✓ |
| Turkey | Borsa Istanbul | IST | | | | | ✓ | ✓ |
| Ukraine | PFTS Stock Exchange | PFTS | | | | | ✓ | ✓ |
| NORDIC | | | | | | | | |
| Denmark | Nasdaq OMX Nordic - Copenhagen Stock Exchange | CSE | ✓ | ✓ | 15 min | ✓ | ✓ | ✓ |
| Finland | Nasdaq OMX Nordic - Helsinki Stock Exchange | HEL | ✓ | ✓ | 15 min | ✓ | ✓ | ✓ |
| Sweden | Nasdaq OMX Nordic - Stockholm Stock Exchange | STO | ✓ | ✓ | 15 min | ✓ | ✓ | ✓ |
| Iceland | Nasdaq OMX Nordic - Iceland Stock Exchange | ICEX | | | | | ✓ | |
| | | | Price (Pro) | N/A | EUR 32.00 | | | |
| | | | Price (Non-Pro) | N/A | EUR 1.00 | | | |
| | | | Price (Pro) Total/View 20 price levels | EUR 78.00 | N/A | | | |
| | | | Price (Non-Pro) Total/View 20 price levels | EUR 10.00 | N/A | | | |
| Norway | Oslo Bors Alternative Bond Market | OSL | | | | | ✓ | ✓ |
| Norway | Oslo Aexess | OSL | | | | | ✓ | ✓ |
| Norway | Oslo Bors (Norway Stock Exchange) | OSL | ✓ | ✓ | 15 min | ✓ | ✓ | ✓ |
| | | | Price (Pro) | NOK 362.00 | | | | |
| | | | Price (Non-Pro) | NOK 100.00 | | | | |
| NORTH AMERICA | | | | | | | | |
| United States | Chicago Mercantile Exchange | CME | ✓ | ✓ | 10 min | ✓ | ✓ | |
| | | | Price (Pro) | USD 105.00 | | | | |
| | | | Price E-Mini (Pro) | USD 60.00 | | | | |
| | | | Price (Non-Pro) | USD 10.00 | | | | |
| United States | Chicago Mercantile Exchange (Composite) | CMC | | | | ✓ | ✓ | |
| United States | Chicago Board of Trade | CBT | ✓ | ✓ | 10 min | ✓ | ✓ | |
| | | | Price (Pro) | USD 105.00 | | | | |
| | | | Price E-Mini (Pro) | USD 40.00 | | | | |
| | | | Price (Non-Pro) | USD 10.00 | | | | |
| United States | New York Mercantile Exchange (NYMEX) | NYM | ✓ | ✓ | 10 min | ✓ | ✓ | |
| | | | Price (Pro) | USD 105.00 | | | | |
| | | | Price E-Mini (Pro) | USD 45.00 | | | | |
| | | | Price (Non-Pro) | USD 10.00 | | | | |
| United States | Commodity Exchange (COMEX) | CMX | ✓ | ✓ | ✓ | ✓ | ✓ | |
| | | | Price (Pro) | USD 105.00 | | | | |
| | | | Price E-Mini (Pro) | USD 35.00 | | | | |
| | | | Price (Non-Pro) | USD 10.00 | | | | |
| United States | Finra OTC Bulletin Board and Other OTC | NQB | ✓ | ✓ | 15 min | ✓ | ✓ | ✓ |
| | | | NQO | ✓ | ✓ | 15 min | ✓ | ✓ |
| | | | Price (Pro) | USD 85.00 | USD 35.00 | | | |
| | | | Price (Non-Pro) | USD 15.00 | USD 5.00 | | | |
| United States | ICE US Futures and Options | ICE | ✓ | ✓ | 10 min | ✓ | ✓ | |
| | | | Price (Pro) | USD 110.00 | | | | |
| | | | Price (Non-Pro) | USD 110.00 | | | | |
| United States | Nasdaq Basic - Quotes on Tape C (Nasdaq Basic contains all US market listings, but quotation is only from Nasdaq trading system) | NAS | | ✓ | ✓ | ✓ | ✓ | ✓ |
| | | | Price (Pro) | N/A | USD 13.00 | | | |
| | | | Price (Non-Pro) | N/A | USD 0.50 | | | |
| United States | Nasdaq Basic - Quotes on Tape A & B (Nasdaq Basic contains all US market listings, but quotation is only from Nasdaq trading system) | NYS | ✓ | ✓ | ✓ | ✓ | ✓ | ✓ |
| | | | ARC | ✓ | ✓ | ✓ | ✓ | ✓ |
| | | | AME | ✓ | ✓ | ✓ | ✓ | ✓ |
| | | | BZX | ✓ | ✓ | ✓ | ✓ | ✓ |
| | | | Price (Pro) | N/A | USD 13.00 | | | |
| | | | Price (Non-Pro) | N/A | USD 0.50 | | | |
| United States | Nasdaq Openview (Available in Canada only) (All US market listings level 2 data from NASDAQ trading system) | NAS | ✓ | ✓ | ✓ | ✓ | ✓ | ✓ |
| | | | NYS | ✓ | ✓ | ✓ | ✓ | ✓ |
| | | | ARC | ✓ | ✓ | ✓ | ✓ | ✓ |
| | | | AME | ✓ | ✓ | ✓ | ✓ | ✓ |
| | | | BZX | ✓ | ✓ | ✓ | ✓ | ✓ |
| | | | Price (Pro) | USD 100.00 | | | | |
| | | | Price (Non-Pro) | USD 16.00 | | | | |
| United States | NASDAQ UTP - US Consolidated Tape C (UTP contains only Nasdaq listed securities, but has quotation from all US markets) | NAS | | ✓ | ✓ | ✓ | ✓ | ✓ |
| | | | Price (Pro) | N/A | USD 24.00 | | | |
| | | | Price (Non-Pro) | N/A | USD 1.00 | | | |
| United States | NYSE CTA - US Consolidated Tape A & B (Network A - NYSE: All NYSE listed securities but quotations from all markets) (Network B - NYSE Arca, Amex, Bats: All BATS US, NYSE Arca, NYSE AMEX listed securities but quotations from all markets) | NYS | ✓ | ✓ | 15 min | ✓ | ✓ | ✓ |
| | | | ARC | ✓ | ✓ | 15 min | ✓ | ✓ |
| | | | AME | ✓ | ✓ | 15 min | ✓ | ✓ |
| | | | BZX | ✓ | ✓ | ✓ | ✓ | ✓ |
| | | | Price (Pro) | N/A | Tiered Fee USD 42.00 - 68.00 (Direct) | | | |
| | | | Price (Non-Pro) | N/A | USD 2.00 | | | |

| Live Level 2 (Category) | Live Level 1 (Category) | Delayed Level 1 (Category) | End of Day (Category) | Abbreviation Code |
|-------------------------|-------------------------|----------------------------|-----------------------|-------------------|
| N/A | N/A | Price-EU | Base | LME |
| N/A | N/A | N/A | Base | NEX |
| N/A | N/A | N/A | Base | LUX |
| N/A | N/A | N/A | Base | WAR |
| N/A | N/A | N/A | Base | BVB |
| N/A | N/A | Price-IM | Base | RTS |
| Price-EU | N/A | Price-EU | Base | MOS |
| N/A | N/A | N/A | Base | BEL |
| N/A | N/A | N/A | N/A | N/A |
| Price-EU | Price-EU | Price-IM | Base | MAD |
| Price-EU | N/A | Price-EU | Base | SWX |
| N/A | N/A | N/A | Base | IST |
| N/A | N/A | N/A | Base | PFTS |
| Price-EU | N/A | Price-EU | Base | OMX |
| Price-EU | N/A | Price-EU | Base | OMX |
| Price-EU | N/A | Price-EU | Base | OMX |
| N/A | N/A | N/A | Base | ICEX |
| TBC | TBC | TBC | TBC | TBC |
| TBC | TBC | TBC | TBC | TBC |
| Price-EU | Price-EU | Price-EU | Base | OSL |
| Price-NA | Price-NA | Price-NA | Base | CME |
| N/A | N/A | N/A | N/A | N/A |
| Price-NA | Price-NA | Price-NA | Price-IM | CBT |
| N/A | Price-NA | Price-NA | Price-IM | NYM |
| N/A | Price-NA | Price-NA | Price-IM | CMX |
| N/A | N/A | N/A | N/A | N/A |
| N/A | N/A | N/A | N/A | N/A |
| Price-NA | N/A | Price-N/A | Base | ICE |
| N/A | Price-NA | N/A | N/A | NASB |
| N/A | Price-NA | N/A | N/A | NASB |
| N/A | Price-NA | N/A | N/A | NASB |
| N/A | Price-NA | N/A | N/A | NASB |
| N/A | N/A | N/A | N/A | N/A |
| N/A | N/A | N/A | N/A | N/A |
| N/A | N/A | N/A | N/A | N/A |
| N/A | N/A | N/A | N/A | N/A |
| N/A | Price-NA | Price-NA | Base | NAS |
| N/A | Price-NA | Price-NA | Base | NYS |
| N/A | Price-NA | Price-NA | Base | NYS |
| N/A | Price-NA | Price-NA | Base | NYS |
| N/A | Price-NA | Price-NA | Base | NYS |

Note: Prices are subject to revision and may change based on exchange policies and price increases. Prices may be subject to an additional administration fee.

APAC

| | | IRESS Exchange Code | Live Level 2 | Live Level 1 | Delayed Level 1 | End of Day | Reference | Corporate Actions |
|---|-------------------|--|--------------|--------------|-----------------|------------|-----------|-------------------|
|  | Mexico | Stock Exchange of Mexico | MEX | | | ✓ | ✓ | |
|  | Peru | Bolsa de Valores de Lima | LIM | | | | ✓ | |
|  | Trinidad & Tobago | Trinidad and Tobago Stock Exchange | TRN | | | | ✓ | |
|  | Venezuela | Bolsa de Valores de Caracas | CAR | | | ✓ | ✓ | |
| GLOBAL | | | | | | | | |
| | Global | Foreign Exchange | FX | | ✓ | ✓ | ✓ | |
| | Global | Foreign Exchange (from TMX) | FX | | ✓ | ✓ | ✓ | |
| INDICES* | | | | | | | | |
| | | Cboe Europe | BATI | ✓ | | ✓ | ✓ | |
| | | Cboe Streaming Market Indexes (CSMI) | CBX | ✓ | ✓ | ✓ | ✓ | |
| | | Deutsche Börse Indices and Xetra ETF | DEUI | ✓ | ✓ | ✓ | ✓ | |
| | | STOXX Indices (License through Deutsche Börse) | STXI | ✓ | ✓ | ✓ | ✓ | |
| | | Dow Jones | DJI | ✓ | | ✓ | ✓ | |
| | | Eurostex All Indices | ERNI | ✓ | | ✓ | ✓ | |
| | | FTSE Bursa Malaysia | FBMI | ✓ | ✓ | ✓ | ✓ | |
| | | FTSE JSE | JSEIV | ✓ | ✓ | ✓ | ✓ | |
| | | FTSE Singapore Straits | SGXI | ✓ | | ✓ | ✓ | |
| | | FTSE UK | FSEI | ✓ | ✓ | ✓ | ✓ | |
| | | Morningstar | MSI | | | ✓ | ✓ | |
| | | MSCI | MSCI | | | ✓ | ✓ | |
| | | Nasdaq | NASI | ✓ | | ✓ | ✓ | |
| | | S&P Base | SPII | ✓ | | ✓ | ✓ | |

*POA

1. Market-by-Price shows committed and tradeable volume at each bid and ask level.
2. Market Book is a bundled service. It includes access to Market-by-Price, Market-by-Broker and Market-by-Order displays.

| Live Level 2 (Category) | Live Level 1 (Category) | Delayed Level 1 (Category) | End of Day (Category) | Abbreviation Code |
|-------------------------|-------------------------|----------------------------|-----------------------|-------------------|
| N/A | N/A | N/A | Base | MEX |
| N/A | N/A | N/A | Base | TRN |
| N/A | N/A | N/A | Base | CAR |

| | | | | |
|-----|-----|-----|-----|-----|
| TBC | TBC | TBC | TBC | TBC |
| TBC | TBC | TBC | TBC | TBC |